





FORM A

Regulation 33 (6) of SEBI (Listing Obligations and Disclosure Requirements) Regulations, 2015.

1.	Name of the Company	Jocil Limited Dokiparru Guntur - 522 438, A.P.
2.	Annual financial statements for the year ended	31 st March 2016
3.	Type of Audit Observation	Un-qualified
4.	Frequency observation	Not applicable
5.	To be signed by -	
	• CEO / Managing Director	 (J. Mufali Mohan)
	• CFO / President & Secretary	 (P. Kesavulu Reddy)
	• Auditor of the Company	 (K. Rajaj) Brahmayya & Co.
	• Audit Committee Chairman	 (V.S. Raju)

Date : 28-05-2016

Statement of Financial Results for the Quarter and Year ended 31-03-2016

(₹ in Lakhs)

Sl. No.	Particulars	Unaudited for the Quarter ended			Audited for the Year ended	
		31-03-2016	31-12-2015	31-03-2015	31-03-2016	31-03-2015
1	Income from operations					
	a) Net sales/income from Operations (Net of Excise Duty)	9352.47	8860.49	8182.55	38666.23	32129.14
	b) Other Operating Income	69.46	179.10	209.40	597.20	923.06
	Total Income from Operations (Net)	9421.93	9039.59	8391.95	39263.43	33052.20
2	Expenses					
	a) Cost of Materials Consumed	7055.49	5502.32	5751.52	26102.14	22774.07
	b) Purchases of Stock-in-Trade	--	--	--	--	--
	c) Changes in inventories of Finished Goods, Work-in-Progress and Stock-in-Trade	(1099.44)	319.90	(350.24)	261.39	(87.92)
	d) Employee Benefits Expenses	721.25	817.29	436.51	2514.65	1987.71
	e) Depreciation and Amortisation Expenses	287.60	172.20	169.67	804.20	666.77
	f) Other Expenses	1845.72	1784.91	1548.92	7250.59	5874.40
	Total Expenses	8810.62	8596.62	7556.38	36932.97	31215.03
3	Profit from Operations – before other income, finance costs and exceptional items (1-2)	611.31	442.97	835.57	2330.46	1837.17
4	Other Income	157.62	113.34	75.16	502.38	236.31
5	Profit from ordinary activities – before finance costs and exceptional items (3+4)	768.93	556.31	910.73	2832.84	2073.48
6	Finance Costs	28.44	19.17	37.99	118.93	105.57
7	Profit from ordinary activities –after finance costs but before exceptional items (5 - 6)	740.49	537.14	872.74	2713.91	1967.91
8	Exceptional Items	--	--	-	--	-
9	Profit Before Tax from ordinary activities (7-8)	740.49	537.14	872.74	2713.91	1967.91
10	Tax Expenses	274.32	191.57	274.85	920.25	657.26
11	Profit After Tax from ordinary activities (9-10)	466.17	345.57	597.89	1793.66	1310.65

12	Extraordinary Items (net of tax)	--	--	--	--	--
13	Net Profit for the period after taxes (11 + 12)	466.17	345.57	597.89	1793.66	1310.65
14	Paid-up equity share capital (Face Value of ₹10 each)	888.12	888.12	888.12	888.12	888.12
15	Reserve excluding Revaluation Reserves as per balance sheet of previous accounting year				14983.17	13937.75
16	Earnings per share- Basic and Diluted [Before and after extraordinary items (of ₹ 10/- each) (not annualised)]	5.25	3.89	6.73	20.20	14.76

Select information for the Quarter and Year ended 31-03-2016

	Particulars	Unaudited for the Quarter ended			Audited for the Year ended	
		31-03-2016	31-12-2015	31-03-2015	31-03-2016	31-03-2015
A	Particulars of Shareholding					
1	Public shareholding					
	-Number of shares	39,94,650	39,94,650	39,94,650	39,94,650	39,94,650
	-Percentage of shareholding	44.98	44.98	44.98	44.98	44.98
	Promoters and Promoter Group					
2	Shareholding					
	a) Pledged / Encumbered	NIL	NIL	NIL	NIL	NIL
	b) Non - encumbered					
	-Number of shares	48,86,500	48,86,500	48,86,500	48,86,500	48,86,500
	-Percentage of shares (as a % of the total shareholding of the Promoter and Promoter group)	100	100	100	100	100
	-Percentage of shares (as a % of the total share capital of the company)	55.02	55.02	55.02	55.02	55.02

B	Investor Complaints	Quarter ended 31-03-2016
	Pending at the beginning of the quarter	NIL
	Received during the quarter	10
	Disposed off during the quarter	10
	Remaining unresolved at the end of the quarter	NIL

Statement of Assets and Liabilities as at the end of the Year

(₹ in Lakhs)

Sl. No.	Particulars	Audited	
		31-03-2016	31-03-2015
A	EQUITY AND LIABILITIES		
1	Shareholders' funds		
	a) Share capital	888.16	888.16
	b) Reserves and surplus	14983.17	13937.75
	Sub-total	15871.33	14825.91
2	Non-current liabilities		
	a) Deferred tax liabilities (net)	843.17	944.98
	b) Other long-term liabilities	8.91	8.91
	c) Long-term provisions	104.32	70.04
	Sub-total	956.40	1023.93
3	Current liabilities		
	a) Short-term borrowings	903.60	1051.16
	b) Trade payables	1502.98	1009.29
	c) Other current liabilities	1511.61	1393.80
	d) Short-term provisions	31.38	672.82
	Sub-total	3949.57	4127.07
	TOTAL	20777.30	19976.91
B	ASSETS		
1	Non-current assets		
	a) Fixed assets	6380.15	6796.97
	b) Non-current investments	134.21	135.56
	c) Long-term loans and advances	381.75	639.80
	Sub-total	6896.11	7572.33
2	Current assets		
	a) Current Investments	5.11	5.24
	b) Inventories	5414.02	5550.37
	c) Trade receivables	6132.38	4775.63
	d) Cash and cash equivalents	502.41	700.82
	e) Short-term loans and advances	1759.54	1287.57
	f) Other current assets	67.73	84.95
	Sub-total	13881.19	12404.58
	TOTAL	20777.30	19976.91

Segment wise revenue, results and capital employed for year ended 31-03-2016

(₹ in lakhs)

Particulars	Unaudited for Quarter ended			Audited for Year ended	
	31-03-2016	31-12-2015	31-03-2015	31-03-2016	31-03-2015
Segment Revenue					
Chemicals	7100.24	6673.24	6084.18	30333.35	26090.22
Soap	4470.54	3490.37	2973.99	16629.04	12992.55
Power Generation	760.49	790.34	795.96	3073.54	2629.85
Total	12331.27	10953.95	9854.13	50035.93	41712.62
Inter Segment Revenue	(2909.34)	(1914.36)	(1462.18)	(10772.50)	(8660.42)
Net Sales / Income from Operations	9421.93	9039.59	8391.95	39263.43	33052.20
Segment Results					
Chemicals	399.89	388.11	565.52	1591.19	1635.75
Soap	355.69	171.63	231.36	1077.86	775.10
Power Generation	91.84	99.12	134.27	481.06	159.33
Total	847.42	658.86	931.15	3150.11	2570.18
Interest income	61.03	48.12	60.16	215.96	148.98
Other unallocable expenditure	(139.52)	(150.67)	(80.58)	(533.23)	(645.68)
Net off unallocable income					
Interest expense	(28.44)	(19.17)	(37.99)	(118.93)	(105.57)
Total Profit before Tax	740.49	537.14	872.74	2713.91	1967.91
Capital Employed (Segment Assets – Segment Liabilities)					
Chemicals	7113.62	7015.01	9258.00	7113.62	9258.00
Soap	4518.32	4405.94	3562.23	4518.32	3562.23
Power Generation	3137.33	3418.63	3128.51	3137.33	3128.51
Others	1102.06	1959.75	(1122.83)	1102.06	(1122.83)
Total	15871.33	16799.33	14825.91	15871.33	14825.91

Notes:

1. The above financial results were reviewed by the Audit Committee and approved by the Board of Directors at its Meeting held on 28th May, 2016.
2. The figures set out above for the three months ended 31st March, 2016 are the balancing figures between the audited figures in respect of the full financial year ended 31st March, 2016 and the published unaudited year to date figures (regrouped) upto 31st December, 2015.
3. No reserves have been created by revaluation.
4. Previous year's figures have been regrouped wherever necessary.

For and on behalf of Board of Directors



J. MURALI MOHAN
Managing Director

Hyderabad
28-05-2016


BRAHMAYYA & CO
Chartered Accountants

**Auditor's Report on Quarterly Financial Results and Year to Date Results of the
Company Pursuant to the Regulation 33 of the SEBI (Listing Obligations and
Disclosure Requirements) Regulations, 2015.**

To
The Board of Directors,
JOCIL Limited.

We have audited the quarterly financial results of JOCIL Limited for the quarter ended 31st March, 2016 and the year to date results for the year ended 31st March, 2016 attached herewith, being submitted by the company pursuant to the requirement of Regulation 33 of the SEBI (Listing Obligations and Disclosure Requirements) Regulations, 2015. These quarterly financial results as well as the year to date financial results have been prepared on the basis of the interim financial statements, which are the responsibility of the company's management. Our responsibility is to express an opinion on these financial results based on our audit of such interim financial statements, which have been prepared in accordance with the recognition and measurement principles laid down in Accounting Standard for Interim Financial Reporting AS-25, prescribed, under Section 133 of the Companies Act, 2013 read with rule 7 of Companies (Accounts), Rules 2014 and other accounting principles generally accepted in India.

We conducted our audit in accordance with the auditing standards generally accepted in India. Those standards require that we plan and perform the audit to obtain reasonable assurance about whether the financial results are free of material misstatements. An audit includes examining, on a test basis, evidence supporting the amounts disclosed as financial results. An audit also includes assessing the




BRAHMAYYA & CO
Chartered Accountants

accounting principles used and significant estimates made by management. We believe that our audit provides a reasonable basis for our opinion.

An audit involves performing procedures to obtain audit evidence about the amounts and the disclosures in the statement. The procedures selected depend on the auditors' judgement, including the assessment of the risk of material misstatement of the statements, whether due to fraud or error. In making those risk assessment, the auditor considers internal control relevant to the Company's preparation and fair representation of the statement in order to design audit procedures that are appropriate in the circumstances, but not for the purpose of expressing an opinion on the effectiveness of the Company's internal control. An audit also includes evaluating the appropriateness of the accounting policies used and the reasonableness of the accounting estimates made by the management, as well as evaluating the overall presentation of the statement.

In our opinion and to the best of our information and according to the explanations given to us these quarterly financial results as well as the year to date results :


- i) are presented in accordance with the requirements of Regulation 33 of the SEBI (Listing Obligations and Disclosure Requirements) Regulations, 2015 in this regard;
- ii) give a true and fair view of the net profit and other financial information for the quarter ended 31st March, 2016 as well as the year to date results for the period ended 31st March, 2016.



BRAHMAYYA & CO
Chartered Accountants

- iii) The statement includes the results for the Quarter ended March 31, 2016 being the balancing figure between audited figures in respect of full financial year and the published year to date figures up to the end of the third quarter of the current financial year.

For Brahmayya & Co.,
Chartered Accountants



Karumanchi Rajaj 28/5/16

(Karumanchi Rajaj)
Partner
M.No.202 309